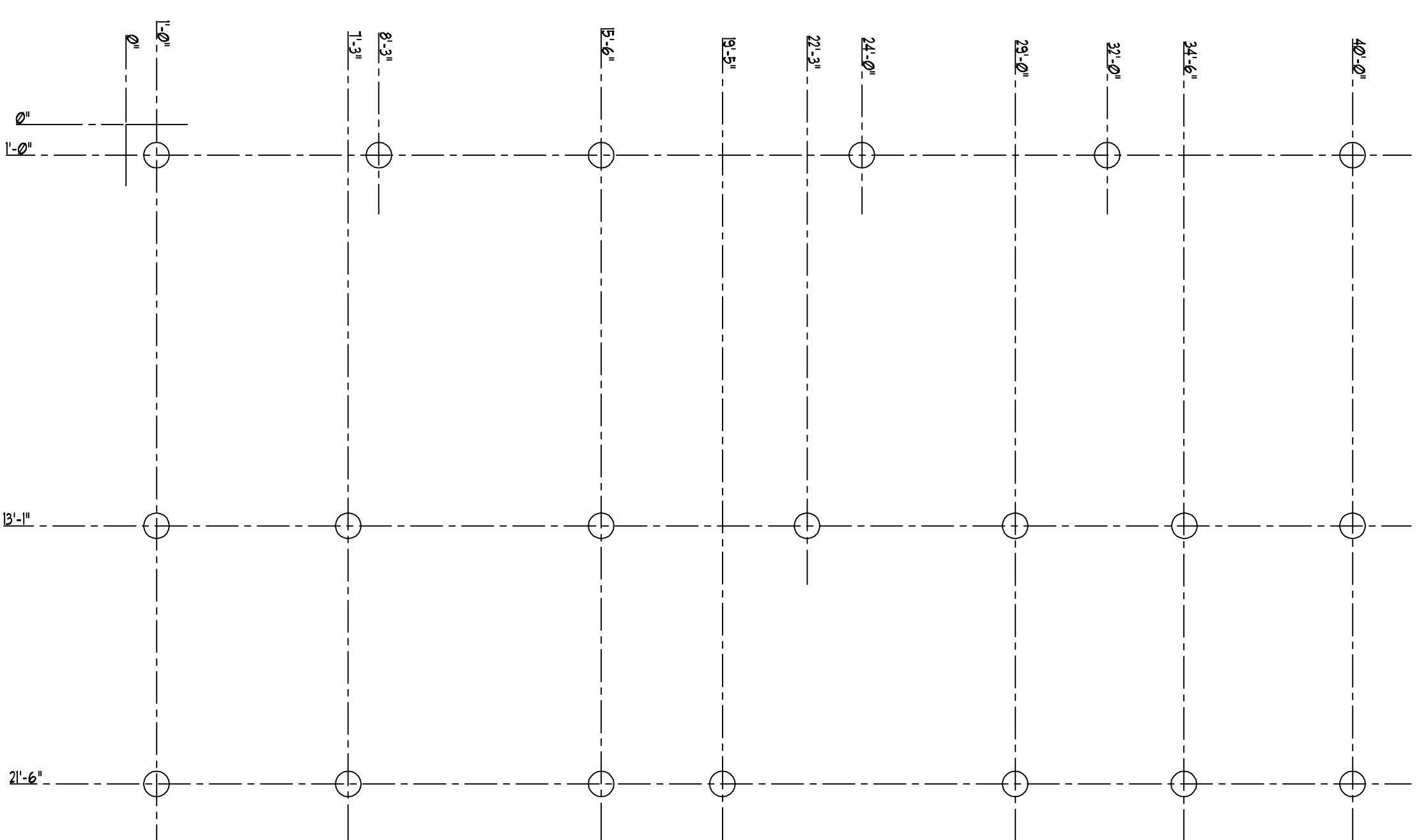


NOTE:
SEE ELEVATIONS FOR NOTES & DIMENSIONS REGARDING WINDOW
HD HT & ROUGH OPENING LOCATIONS

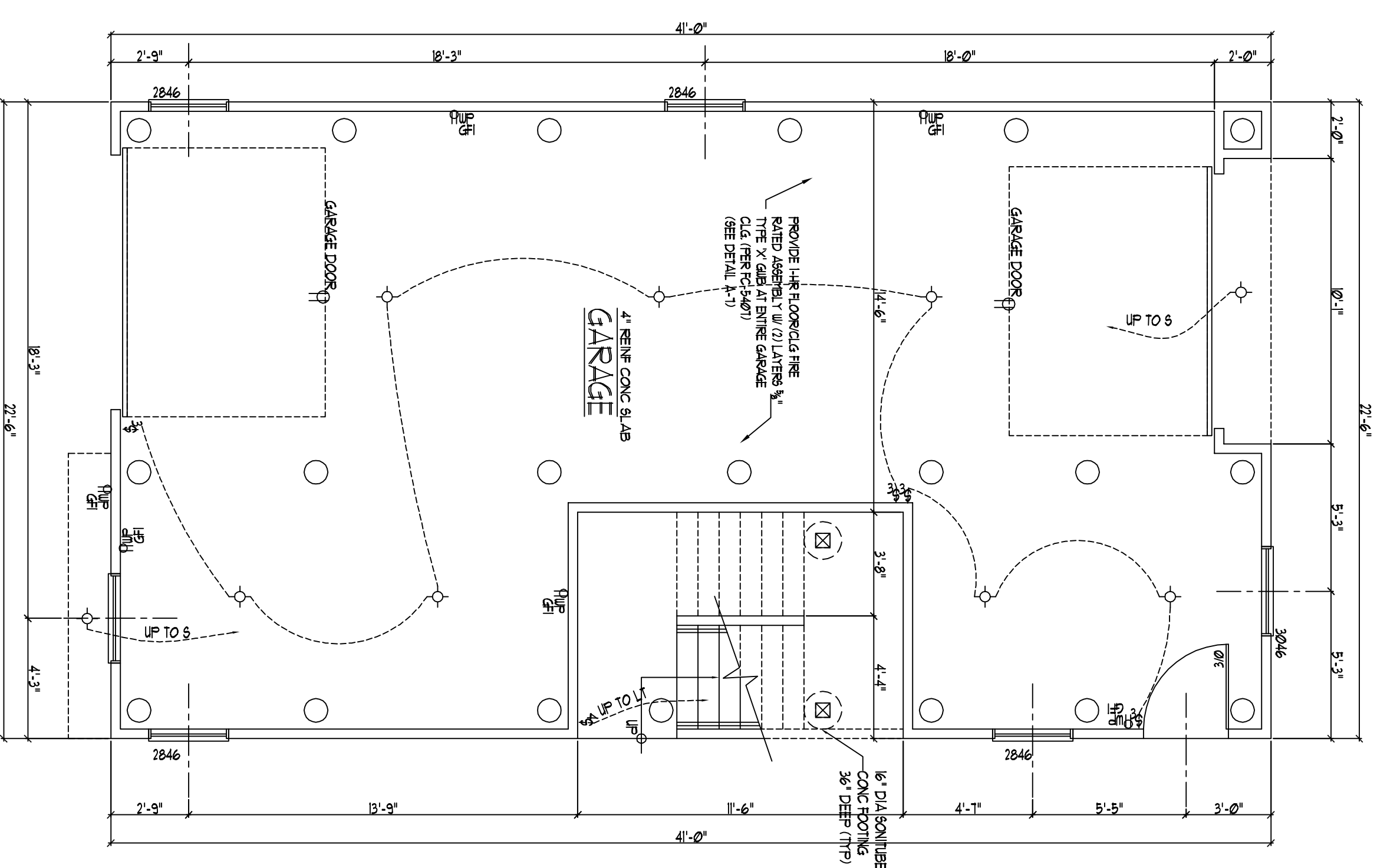


1 PILING PLAN
SCALE: 1/4"=1'-0"

PILINGS TO EL. 135'


NOTE:
ALL PILES TO BE 10" MIN
DRIVEN TO 10' TON
RESISTANCE

NOTE:
FIELD VERIFY ALL DIMENSIONS
BEFORE CONSTRUCTION NOTIFY
ARCHITECT OF ANY
DISCREPANCIES.



2 GROUND FLOOR PLAN
SCALE: 1/4"=1'-0"

- NOTES:
1. (Ø) INDICATES EDGES WINDOW REQUIRED.
 2. (⊙) INDICATES TEMPERED GLASS REQUIRED.
 3. PROVIDE (2) 2X8 HEADERS AT ALL TRIMMED OPENINGS & DOORS. (UNLESS NOTED OTHERWISE)
 4. PROVIDE DOUBLE FLOOR JOISTS BENEATH ALL PARALLEL WALLS.
 5. PROVIDE (2) 2X4 STUDS AT EACH END OF ALL HDRS AND MICRO-LAM BEAMS.
 6. PROVIDE SOLID BLOCKING AS REQ'D BENEATH ALL POINT LOADS.



1901 BAYVIEW AVE
P.O. BOX 302
BARNEGAT LIGHT, NJ 08006
609-361-3456 PHONE
609-361-3488 FAX
M4ndrc@comcast.net E-MAIL

THE SEALING CONTAINED HEREIN IS VALID AND BINDING IN THE STATE OF NEW JERSEY AND IS NOT VALID IN ANY OTHER STATE. ANY REVISIONS TO THIS DRAWING SHALL BE INDICATED BY A REVISION CIRCLE OR A REVISION TABLE. ANY CHANGES TO THIS DRAWING SHALL BE MADE THROUGH THE ARCHITECT'S OFFICE.

NO.	DATE	REVISIONS
1	07/21	VARIANCE
DRAWN		
CHECKED		
DATE		
SCALE		
PROJECT NO.		

ROBERT P. MUSUNING, N.J. 10612

LEINHAUSER RESIDENCE
5409 LONG BEACH BLVD
LOT 19 BLOCK 1568
BRANT BEACH, NJ
PILING PLAN
GROUND FLOOR PLAN

A-1